ION BAR

ASM-P Series



제품사양 / Product Specifications

Category		Specifications
입력 전압 (Input voltage)		DC 24V± 10%
입력 전류 (Input current)		MAX. 700mA
방전 전압 (Emitter voltage)		±4.7kV(±5%)
소모 전력 (Power consumption)		MAX. 22W
출력 주파수 (Output frequency)		29kHz
이온 발생 방식 (Ion generating method)		Corona discharge
전압 인가 방식 (Voltage application method)		High-Frequency AC
재 질 (Material)		Body : ABS / Emitter Pins : Tungsten
방전핀 교체 (Emitter replacemtent)		Replaceable
이온 밸런스 (Ion balance)		Under average ±30V
제전 거리 (Coverage distance)		100mm ~ 1000mm
공급 에어 (Air)	종 류 (Type)	CDA(Clean Dry Air), N2
	압 력 (Pressure)	0~0.5 Mpa (Usually under 0.3Mpa)
	유 량 (Flow) / Per 1 emitter	2L/min(±10%) [under 0.1Mpa]
	공급튜브 직경 (Air tube diameter)	6pi (Outside)
오존 발생량 (Ozone generation)		Under 0.05ppm
사용 온도 (Ambient temp)		0℃ ~ +50℃(32~122°F)
사용 습도 (Ambient humidity)		35~85%RH (No condensation)

※제품의 사양은 성능 개선을 위하여 별도의 통보 없이 변경될 수 있습니다.
Specification is subject to change without notice for the improvement of product performance

제품장점 / Advantages

MB-Series 대비 단면적 40% 감소 Cross-sectional area reduced by 40%

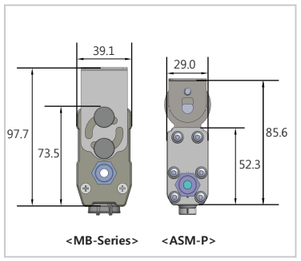

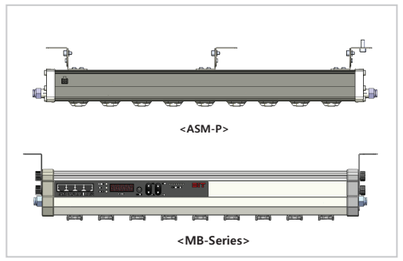

✓MB-Series 대비 부피 및 중량이 현저히 감소하여 좁은 공간에서도 설치가 용이합니다.
Easy to install even in narrow space due to remarkably reduced size and weight.

컨트롤러 분리형 Controller separated type

✓컨트롤러 분리형으로 장비 외부패널에 장착(계장)가능
장비/설비의 Control-Panel부에 제전기 컨트롤러를 설치하여, 설치된 BAR에 대한 각종 Setting 및 Alarm발생여부를 손쉽게 변경 및 확인할 수 있습니다.
Separated controller can be installed on exterior of equipments.
Easy to set and monitor the bar status with the separated controller installed around the control-panel of equipments

✓컨트롤러 1대에 최대 4Set까지 연결이 가능합니다.
Able to connect up to 4 bars per 1 controller

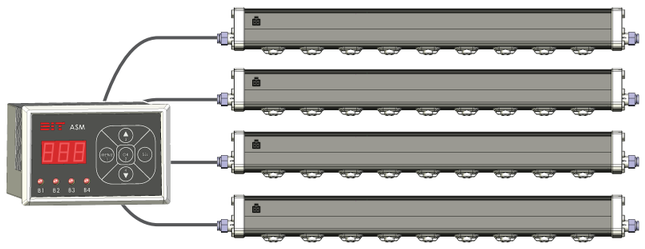

Low-maintenance

ASM-P Nozzle

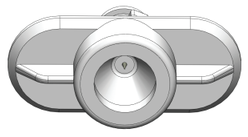

✓최적의 노즐 설계로 Air 소모량을 줄이면서 이물의 생성을 최소화 합니다.
Special nozzle is designed to reduce air supply requirement and minimize pollutant production and accumulation on emitter pin.

- 노즐의 Air 소모량을 줄이면서 방전핀 첨단부에 이물 부착을 최소화 할 수 있는 Aerodynamic 구조 설계
  Special nozzle is designed using aerodymamics.

  * 노즐당 Air 소모량
  Air supply requirement (per emitter)
  0.3Mpa ..... approx 5.1 ℓ/min
  0.1Mpa ..... approx 2.0 ℓ/min

ION BAR

제품성능 / Product Performances

Relation between Depth Direction and Decay Time

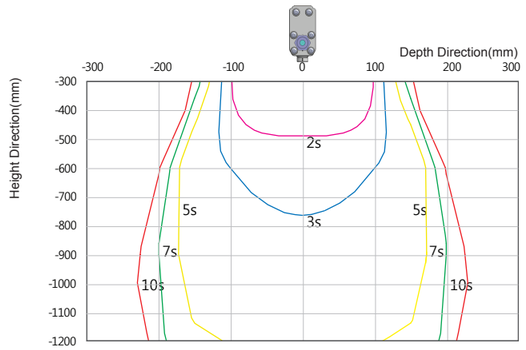

Air purge : 0.2Mpa , Capacity : 20pF, Measure condition : 1kV → 0.1kV
Charged plate dimensions : 150mm x 150mm

Relation between Width Direction and Decay Time

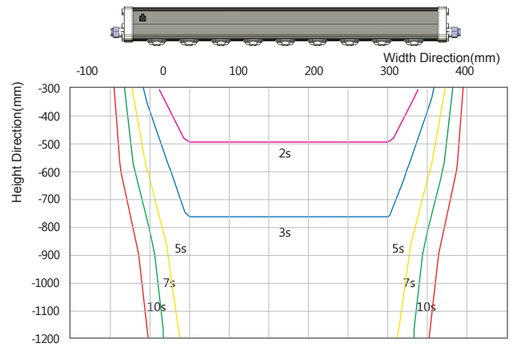

Air purge : 0.3Mpa , Capacity : 20pF, Measure condition : 1kV → 0.1kV
Charged plate dimensions : 150mm x 150mm

Relation between Day and Decay time

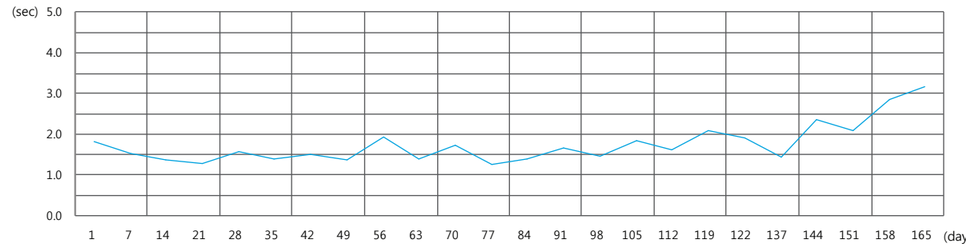

Air purge : 0.3Mpa , Capacity : 20pF, Measure condition : 1kV → 0.1kV
Charged plate dimensions : 150mm x 150mm, Distance : 300mm

※ 상기 성능그래프는 당사 실험실 기준입니다. (This graph is based on our laboratory's environment.)

제품외관도 / Dimensions

(Unit : mm)

ASM-P

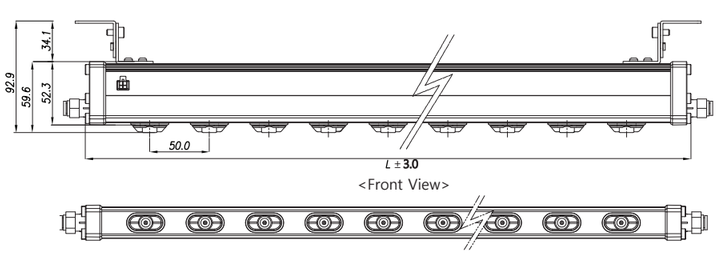

<Front View>

<Bottom View>

<Side View>

Main Model	Length
ASM - P015	146mm
ASM - P020	196mm
ASM - P025	246mm
ASM - P030	296mm
ASM - P040	396mm
ASM - P050	496mm
ASM - P060	596mm
ASM - P070	696mm
ASM - P090	896mm
ASM - P110	1096mm
ASM - P130	1296mm
ASM - P160	1596mm
ASM - P210	2096mm
ASM - P250	2496mm
ASM - P300	2996mm

※ 상기 Length값은 Air-Fitting부 제외 길이 입니다.
Air-fitting part is not included in the length above

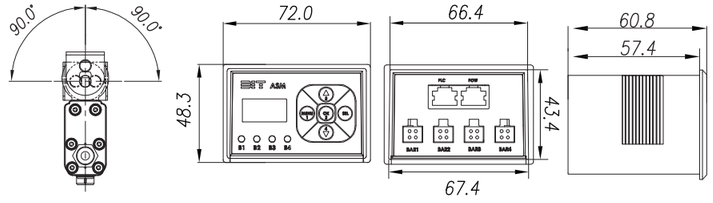

<Bracket rotation> <Controller Front view> <Controller Rear view> <Controller Side view>

ASM-P Series의 길이는 최소 150mm 에서 최대 3000mm 까지 50mm 간격으로 길이 대응이 가능한 제품입니다.

Bar Length : Sizes available from min 150mm up to 3000mm at 50mm intervals.